

QUESTIONS ?

What does the 10 years' warranty cover?

Exelgreen' warranty covers UV stability, chlorine resistance, resistance to tearing and abnormal wear. Our products are also certified REACH, which means our artificial grass is guaranteed to be free of heavy metals, e.i. not containing any substance that could be dangerous to human health and the environment.

Where can I install a synthetic turf?

It can be installed in all type of grounds (loose or hard), such as your garden soil, your swimming pool surrounds, the playground for your children, your terrace (tiles, wood or concrete), your balcony, your child's room, etc.

Can I do the installation myself?

It is very simple to lay down a synthetic turf yourself. To know more, simply refer to Exelgreen' installation guide on www.exelgreen.com.

Does the water goes through?

The back of the synthetic turf has holes every 10 cm in order to drain the water through. Exelgreen tests the water permeability of its artificial grass, which is around 60 liters per minute and per square meter - the equivalence of a heavy rain.

How to maintain a synthetic turf?




A simple annual brushing will allow you to maintain your lawn and ensure a good drainage.

How to remove leaves and other plants?

Exelgreen recommends the use of a blower or a plastic stiff bristle broom.

How to clean animal droppings?

For a thorough cleaning, Exelgreen proposes a shampoo for synthetic turf. However you can also use a simple water jet. Note that animal droppings cannot damage your artificial grass.



exelgreen
ARTIFICIAL GRASS LOVERS

FRANCE

21 rue Alphonse de Saintonge, 17000 La Rochelle - France

INTERNATIONAL

Walle 113, 8500 Kortrijk - Belgium

Tel : +33 (0)5 46 50 44 79

Fax : +33 (0)5 46 50 44 80

Email : info@exelgreen.com

www.exelgreen.com

HOW TO CHOOSE THE RIGHT ARTIFICIAL GRASS FOR YOU ?



EUROPEAN MANUFACTURER



10 YEARS WARRANTY



ECOLOGICAL



exelgreen
ARTIFICIAL GRASS LOVERS

2 STEPS TO CHOOSE THE RIGHT SYNTHETIC TURF FOR YOU

1/ Select the color of your choice

- DARK GREEN**
Looks like a vigorous and robust grass
- LIGHT GREEN**
Looks like a vivid and young grass

2/ Select the property you prefer

- SOFTNESS**
For a soft and wellness feeling
- RESILIENCE**
For an intense usage

The properties of artificial grass vary depending on the type of yarn being used. Exelgreen uses up to 4 different yarns to give you a wide choice to fulfil your needs.



SUPERTOUCH
range flat section yarn



DIAMOND
range diamond-shaped section yarn

2 YARNS FOR SOFTNESS



C REVOLUTION
range C-shaped section yarn



GARDENREAL
range reinforced section yarn

2 YARNS FOR RESILIENCE

SELECTION GUIDE

Identify the names of the matching artificial grasses for you :

	DARK GREEN	LIGHT GREEN
SOFTNESS	DIAMOND GB 5835 DIAMOND BB 3835 DIAMOND GB 51638	SUPERTOUCH GB 3820 SUPERTOUCH GB 3835 SUPERTOUCH BB 51638
RESILIENCE	GARDENREAL BB 3830 GARDENREAL BB 51638	C REVOLUTION GB 3820 C REVOLUTION BB 3830 C REVOLUTION GB 3835

Select the right solution for you :



SOFTNESS



RESILIENCE



COMFORT

DIAMOND GB 51638
GARDENREAL BB 51638
C REVOLUTION GB 3835
DIAMOND BB 3835
SUPERTOUCH BB 51638
C REVOLUTION BB 3830
DIAMOND GB 5835
GARDENREAL BB 3830
SUPERTOUCH GB 3835
C REVOLUTION GB 3820
SUPERTOUCH GB 3820

